



US00D837646S

(12) **United States Design Patent** (10) **Patent No.:** **US D837,646 S**
Mazzuca et al. (45) **Date of Patent:** **** Jan. 8, 2019**

(54) **CONTAINER** D686,920 S * 7/2013 Cassius D9/425
D688,126 S * 8/2013 Snedden D9/435
(71) Applicants: **Direct Pack, Inc.**, Azusa, CA (US); D690,194 S * 9/2013 Snedden D9/425
Tanimura & Antle, Salinas, CA (US) 8,523,006 B2 * 9/2013 Barbier B65D 1/42
206/499
(72) Inventors: **Ryan Peter Mazzuca**, Cookeville, TN D692,297 S * 10/2013 Wintmolders D9/431
(US); **John Michael Pessagno**, Salinas, D719,019 S * 12/2014 Avis D9/424
CA (US); **Kevin-Dirk Pesirla Closas**, D739,231 S * 9/2015 Snedden D9/425
Ontario (CA); **Cesar E. Ramirez**, D744,329 S * 12/2015 Ambelang D9/425
Montclair, CA (US) D758,180 S * 6/2016 Wintmolders D9/415
D758,844 S * 6/2016 Beckerman D9/424
2011/0031154 A1 * 2/2011 Overgaag B65D 21/022
206/509

(73) Assignee: **Direct Pack, Inc.**, Azusa, CA (US)

(**) Term: **15 Years**

(21) Appl. No.: **29/602,115**

(22) Filed: **Apr. 28, 2017**

(51) **LOC (11) Cl.** **09-03**

(52) **U.S. Cl.**

USPC **D9/418**

(58) **Field of Classification Search**

USPC D9/414-418, 420, 423-426, 428, 429,
D9/432-435, 452, 455-457, 499, 522,
D9/529, 631, 711, 721, 734, 761, 737;
D7/601, 629, 630, 703, 707, 708

CPC B65D 85/34; B65D 43/08; B65D 1/40;
B65D 5/4204; B65D 85/1045; B65D
5/5425; B65D 5/00

See application file for complete search history.

(56) **References Cited**

U.S. PATENT DOCUMENTS

D398,226 S * 9/1998 Lai D9/415
D410,840 S * 6/1999 Wyslowsky D9/418
D470,047 S * 2/2003 Lee D9/415
D548,069 S * 8/2007 Sagel D9/425
D593,369 S * 6/2009 Green D7/602
D628,479 S * 12/2010 Snedden D9/431
D643,713 S * 8/2011 Lawrence D9/430

OTHER PUBLICATIONS

"Direct packing" posted date unavailable, [online], retrieved Jul. 26, 2018. Retrieved from internet: <http://www.directpackinc.com/innovation/customization/>.*

* cited by examiner

Primary Examiner — Barbara Fox

Assistant Examiner — Mehri F Bajoul

(74) *Attorney, Agent, or Firm* — Frost Brown Todd, LLC

(57) **CLAIM**

The ornamental design for a container, as shown and described.

DESCRIPTION

FIG. 1 is a top perspective view of a container showing our new design;

FIG. 2 is a front elevational view thereof;

FIG. 3 is a back elevational view thereof;

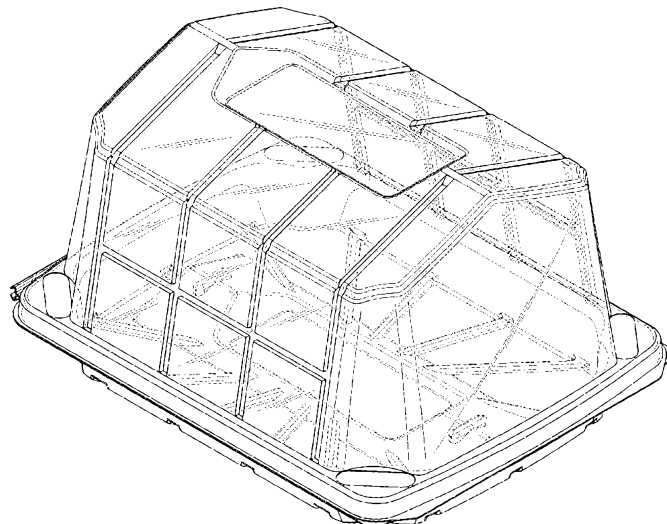
FIG. 4 is a left elevational view thereof;

FIG. 5 is a right elevational view thereof;

FIG. 6 is a top plan view thereof; and,

FIG. 7 is a bottom plan view thereof.

1 Claim, 7 Drawing Sheets



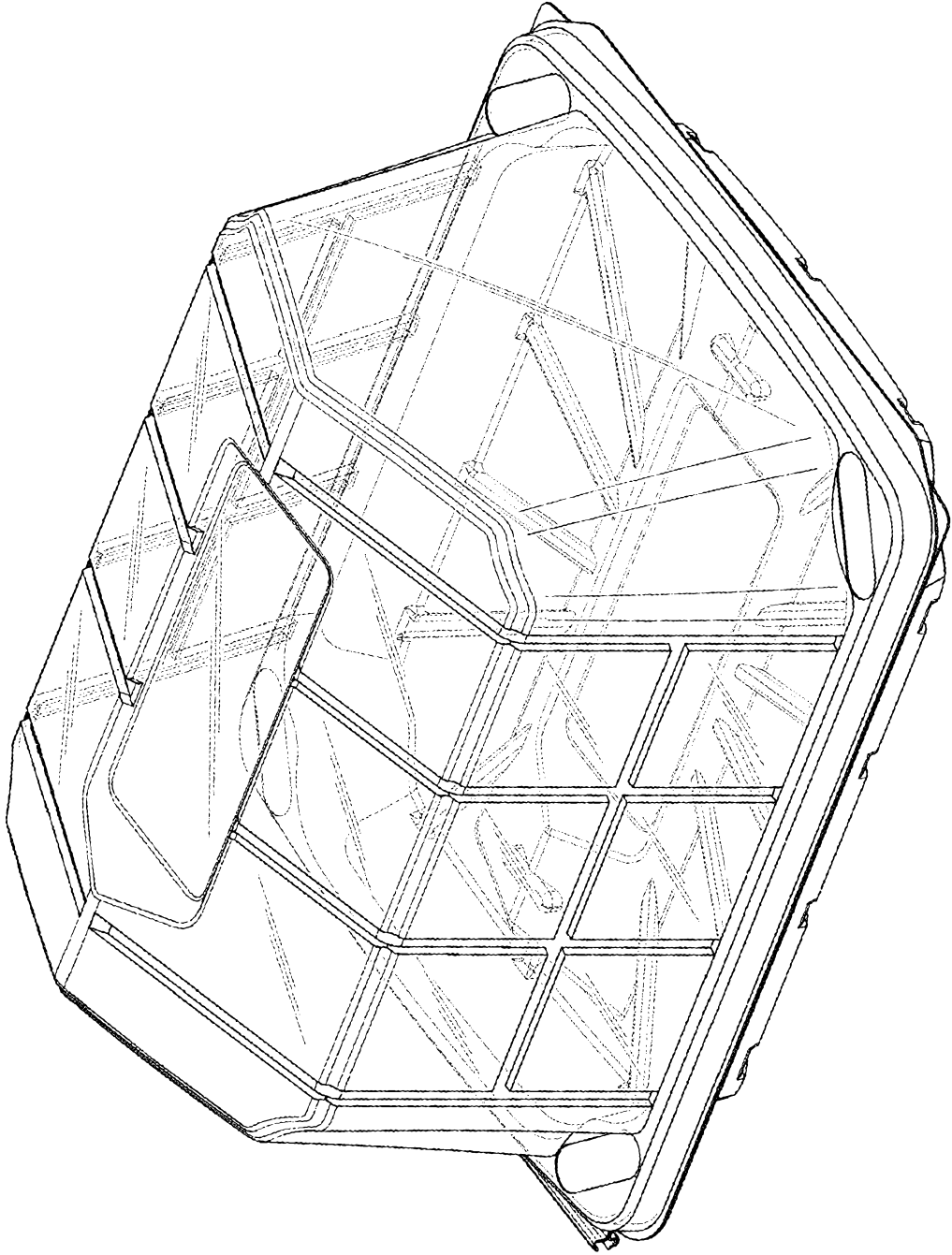


FIG. 1

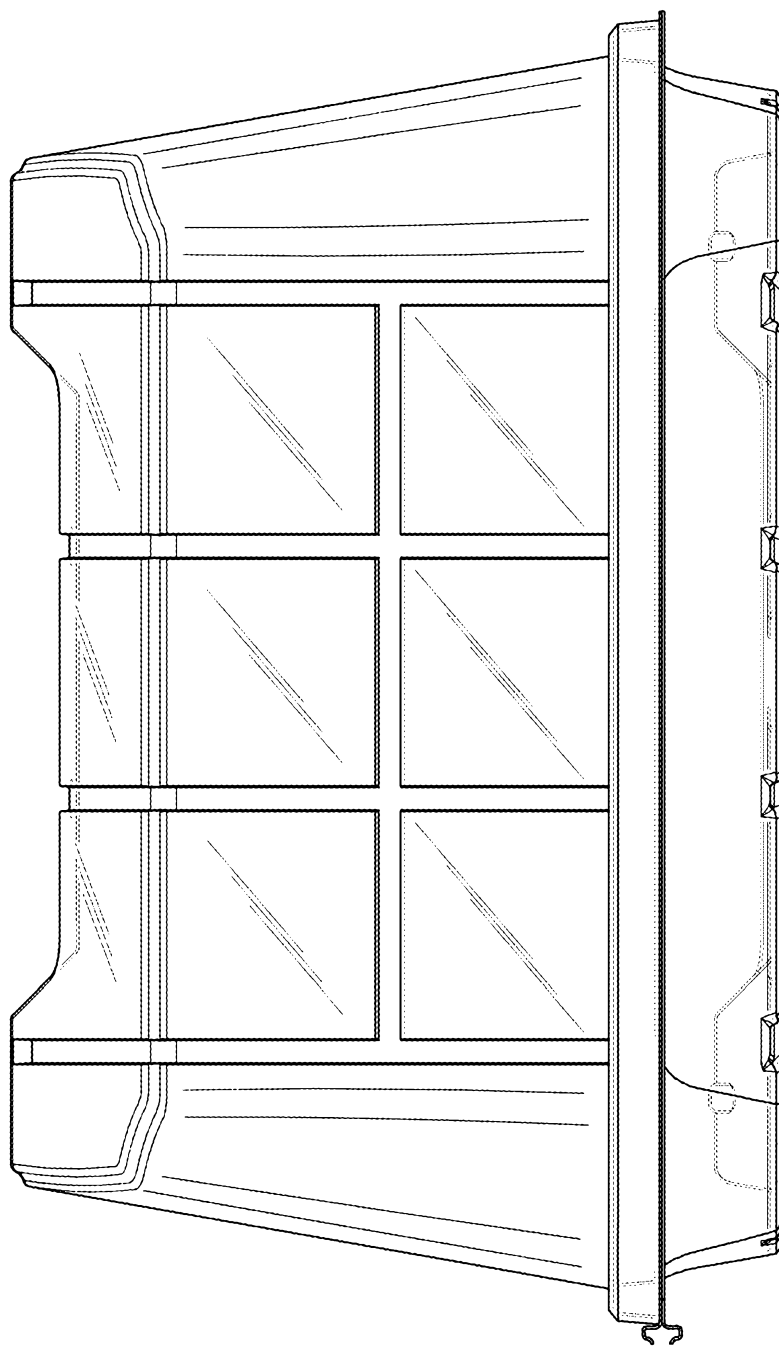


FIG. 2

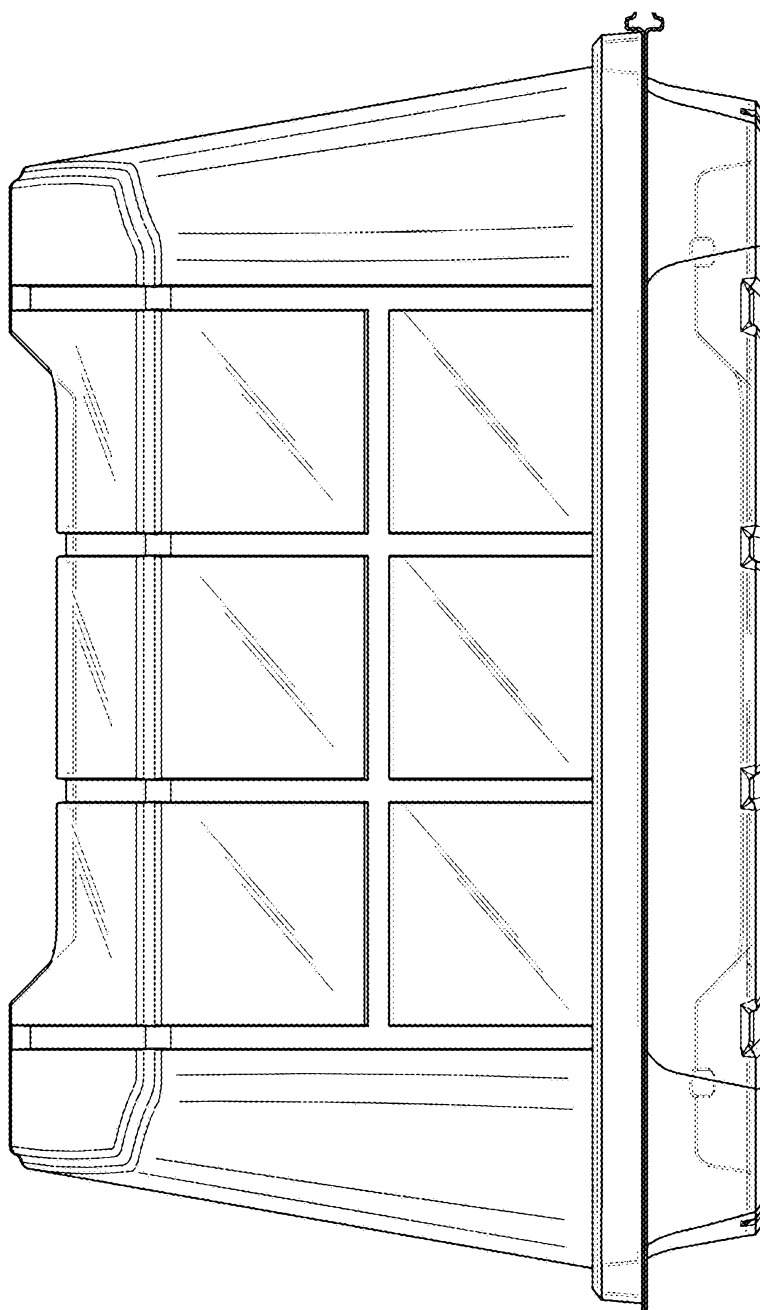


FIG. 3

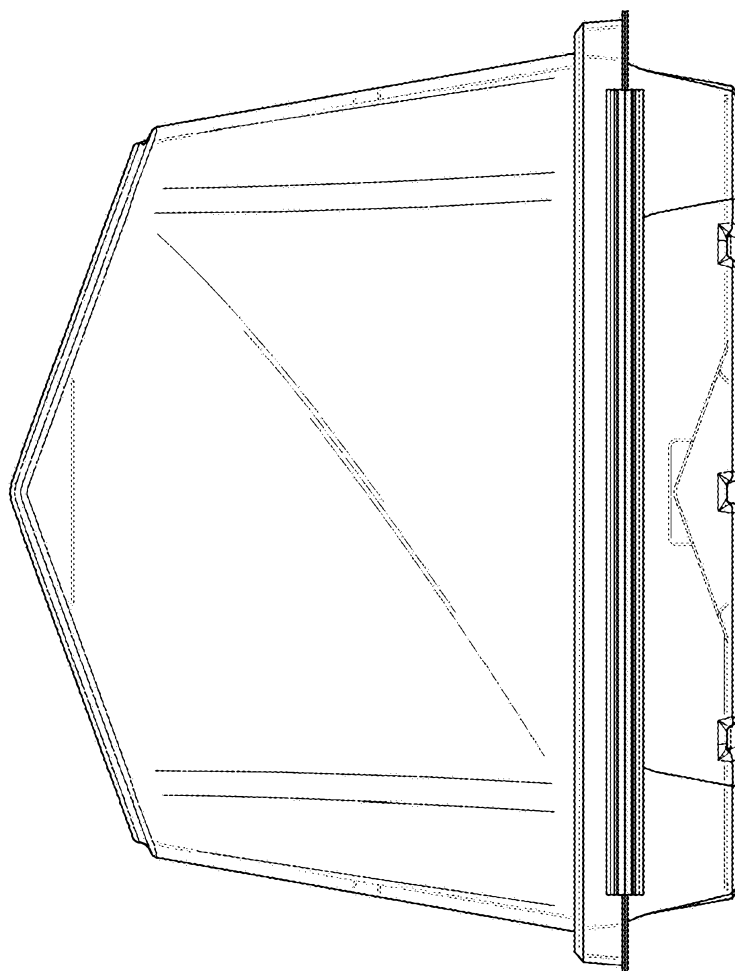


FIG. 4

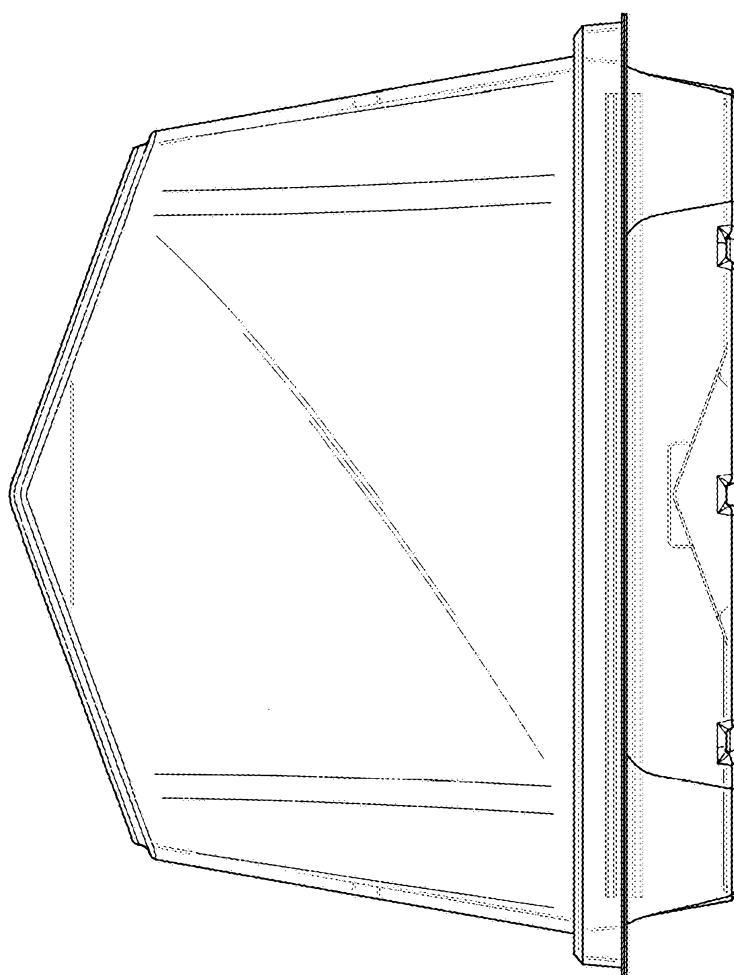


FIG. 5

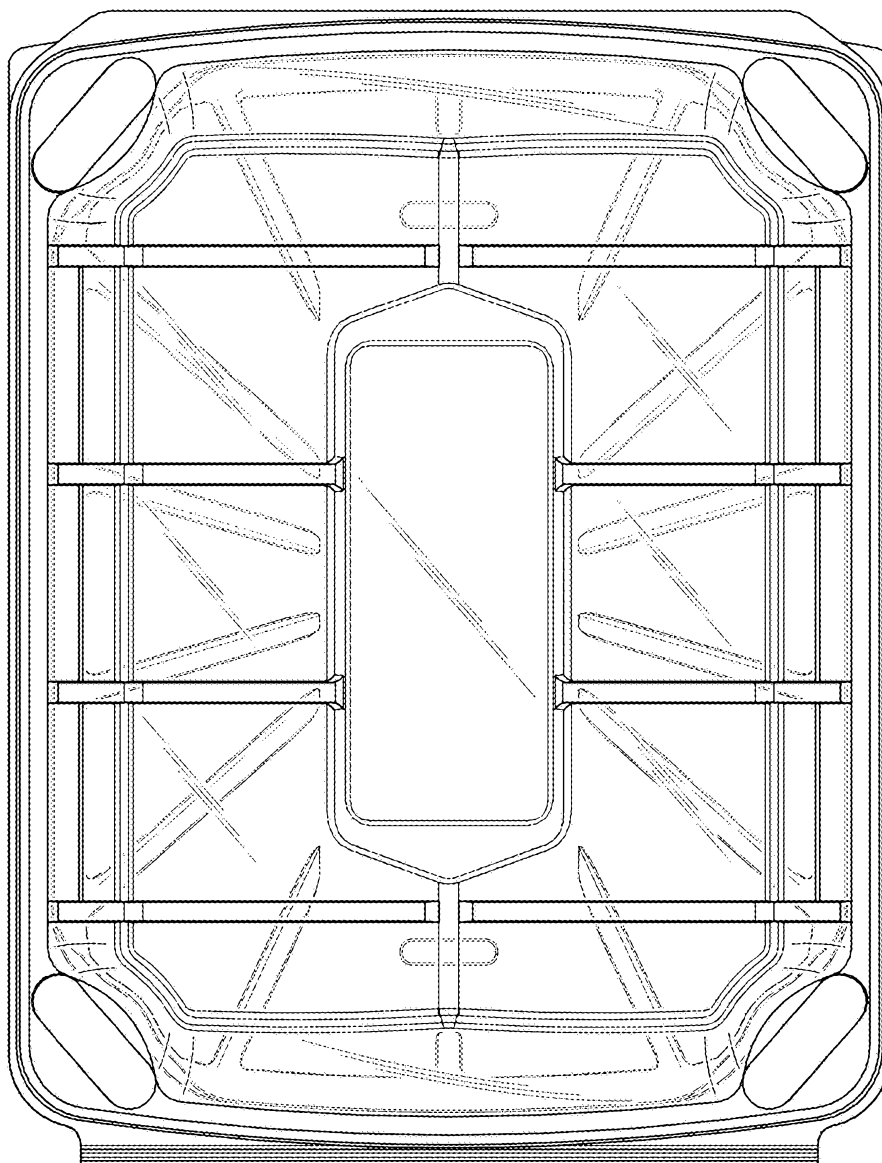


FIG. 6

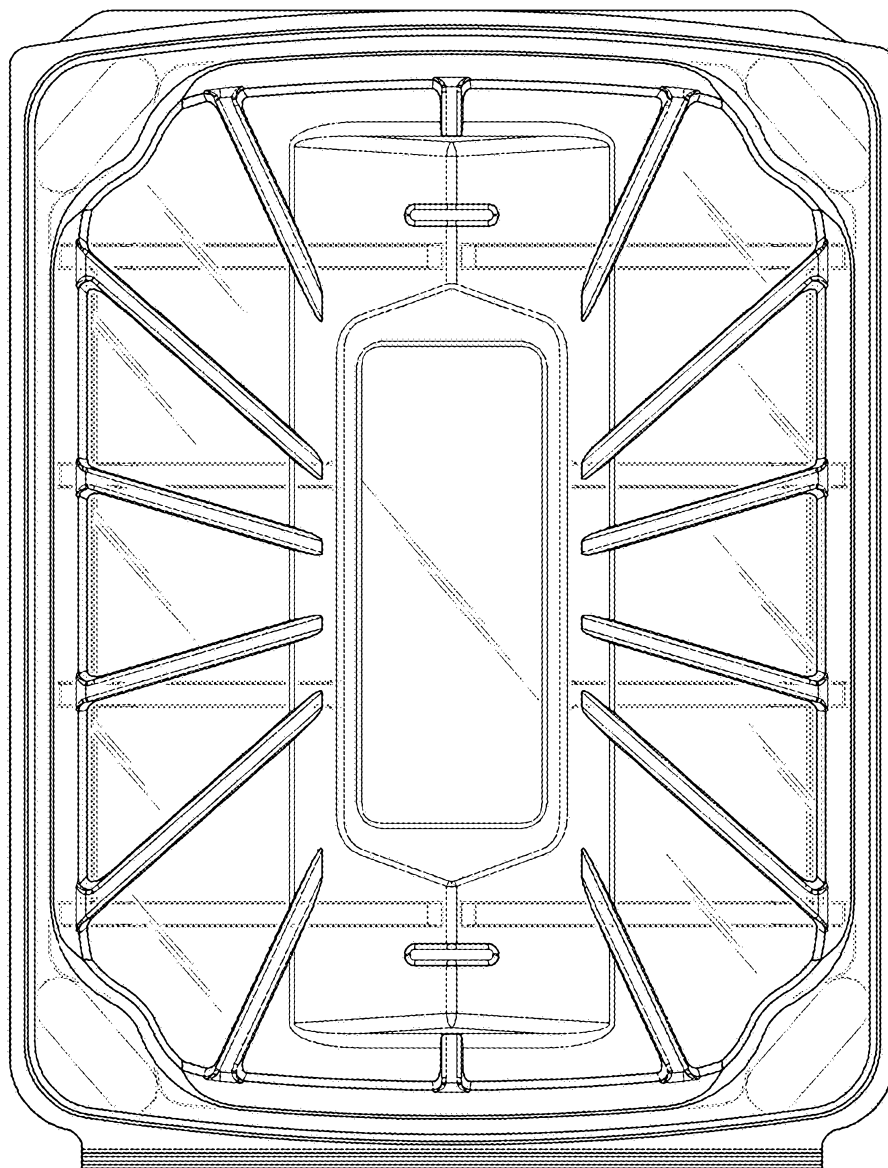


FIG. 7